



District Report Card: 2017


State: Chhattisgarh	District: Surajpur
Class: 8	Subject: Science
Schools: 51	Students: 1150


Participation/Coverage


Students

GENDER 	Boys		Girls	
	Number	%	Number	%
	594	51.65	556	48.35

AREA 	Rural		Urban	
	Number	%	Number	%
	1098	95.48	52	4.52

CATEGORY 	SC		ST		OBC		GEN	
	Number	%	Number	%	Number	%	Number	%
	75	6.52	553	48.09	480	41.74	42	3.65

CWSN 	LD	VI	HI	S&LD	ID	Oth
	2	2	3	7	3	1

Management 	Government		Government-aided	
	Number	%	Number	%
	1122	97.57	28	2.43

Average Performance of Students in Science (%)

Overall	Gender		Area		Management		Social Group			
	Male	Female	Rural	Urban	Govt.	Aided	SC	ST	OBC	GEN
57.27	59.45	54.94	56.61	71.15	57.82	35.24	58.13	58.03	56.06	59.52

Performance on Learning Outcomes (LOs)

Learning Outcomes	Description	Average Performance(%)
SCI703	Classifies materials and organisms based on properties/characteristics	57.97
SCI704	Conducts simple investigation to seek answers to queries	49.71
SCI705	Relates processes and phenomenon with causes	50.75
SCI708	Measures and calculates e.g., temperature; pulse rate; speed of moving objects; time period of a simple pendulum, etc.	71.39
SCI710	Plots and interprets graphs	52.46
SCI711	Constructs models using materials from surroundings and explains their working	52.63
SCI801	Differentiates materials, organism and processes	58.43
SCI804	Relates processes and phenomenon with causes	58.60
SCI805	Explains processes and phenomenon	44.97
SCI807	Measures angles of incidence and reflection, etc.	64.35
SCI811	Applies learning of scientific concepts in day-to-day life	59.69
SCI813	Makes efforts to protect environment	70.35

Range of Performance of Students who Answered Correctly							
Below 30%		30% - 50%		50% - 75%		Above 75%	
Number	%	Number	%	Number	%	Number	%
164	14.26	228	19.83	518	45.04	240	20.87

Lowest Performing Learning Outcomes (LOs)

- 1 - Explains processes and phenomenon (44.97)
- 2 - Conducts simple investigation to seek answers to queries (49.71)
- 3 - Relates processes and phenomenon with causes (50.75)
- 4 - Plots and interprets graphs (52.46)
- 5 - Constructs models using materials from surroundings and explains their working (52.63)